

Proyecto eTwinning: Sustainable world - our future

Carmen Siurana Altabás

III Congreso Nacional Scientix 2022

Museo Nacional de Ciencia y Tecnología, MUNCYT, Alcobendas (Madrid)

1 de octubre de 2022



Scientix has received funding from the European Union's H2020 research and innovation programme – project Scientix 4 (Grant agreement N. 101000063) coordinated by European Schoolnet (EUN). The content of the presentation is the sole responsibility of the presenter and it does not represent the opinion of the European Commission (EC), and the EC is not responsible for any use that might be made of information contained



Proyecto eTwinning: Sustainable world - our future

Mundo sostenible - nuestro futuro

<http://www.etwinning.net>

- Centros educativos participantes:

IES Cid Campeador, Valencia, España



Šiaulių universitetinė gimnazija, Šiauliai, Lituania

- Desarrollo del proyecto: Curso escolar 2020-2021
- 53 estudiantes de 13-14 años participando activamente en todo el proyecto. Alcance de diversas actividades a otros cursos de los dos centros participantes.



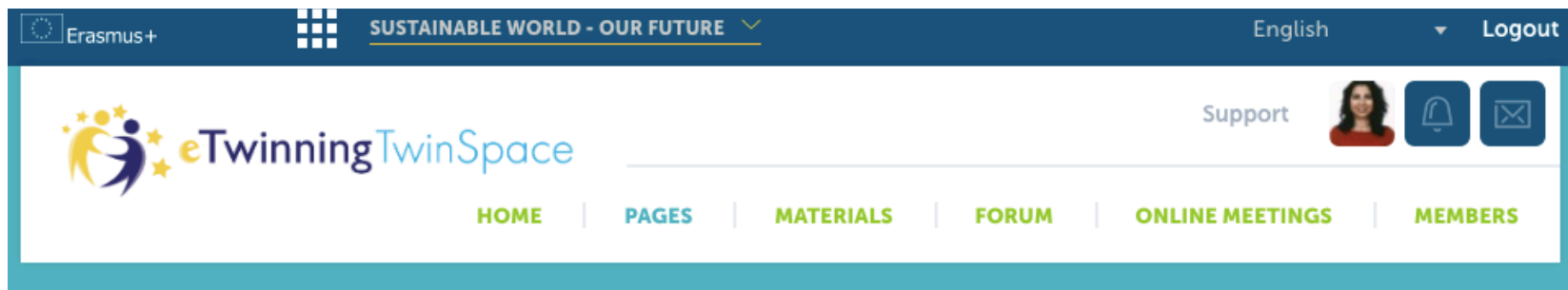
Cofinanciado por
la Unión Europea



Objetivos del proyecto eTwinning: Sustainable world - our future

- Conocer los 17 Objetivos de Desarrollo Sostenible (ODS) promovidos por la ONU
- Conectar las Ciencias, la Tecnología y el Inglés en el currículum y los aspectos de la vida diaria, especialmente los relacionados con los ODS y el medioambiente
- Desarrollar las competencias clave entre los estudiantes
- Usar las TIC como estrategia para buscar información, compartir y difundir los resultados así como herramienta de comunicación
- Colaborar con estudiantes de otro centro educativo en Europa

Presentación del proyecto. Reglas de seguridad en Internet y derechos de autor



The screenshot shows the top navigation bar of the eTwinning TwinSpace website. On the left, there is the Erasmus+ logo and the text 'Erasmus+'. In the center, there is a grid icon followed by the text 'SUSTAINABLE WORLD - OUR FUTURE' with a dropdown arrow. On the right, there is the text 'English' with a dropdown arrow and a 'Logout' button. Below the navigation bar, the eTwinning TwinSpace logo is displayed on the left. To the right of the logo, there is a 'Support' button, a user profile picture, a notification bell icon, and an email icon. Below these elements, there is a horizontal menu with the following items: HOME, PAGES, MATERIALS, FORUM, ONLINE MEETINGS, and MEMBERS.

Pages

ACTIVITY SCHEDULE

- > 1. Presentation of the project.
Security rules on the Internet and
copyright
- 2. eTwinning platform and
Twinspace
- 3. Creation of an avatar
- 4. Letters to know each other
- 5. Christmas traditions in our

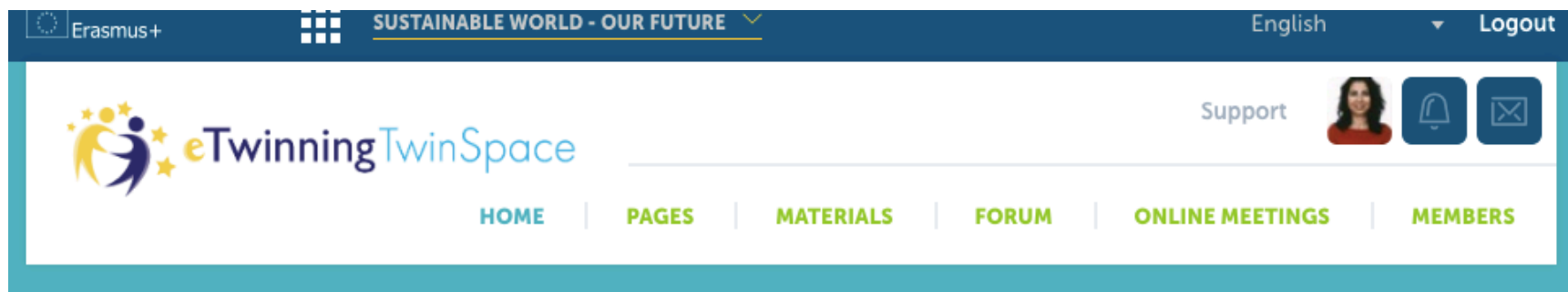
1. Presentation of the project. Security rules on the Internet and copyright

ACTIVITY 1: PRESENTATION OF THE PROJECT. SECURITY RULES ON THE INTERNET AND COPYRIGHT

The teachers of each country present the project to their students. They explain the security rules on the Internet and the respect for the copyright from authors of other works.

Top 10 Internet Safety Rules

Uso de herramientas de Twinspace



The screenshot shows the top navigation bar of the eTwinning TwinSpace website. On the left, there is the Erasmus+ logo and the text 'SUSTAINABLE WORLD - OUR FUTURE' with a dropdown arrow. On the right, there is a language selector set to 'English' and a 'Logout' button. Below the navigation bar, the eTwinning TwinSpace logo is displayed on the left, and a 'Support' button with a user profile picture, a notification bell icon, and an email icon are on the right. A horizontal menu below the logo contains the following items: HOME, PAGES, MATERIALS, FORUM, ONLINE MEETINGS, and MEMBERS.

Sustainable world - our future



Students will know the sustainable development goals and investigate each of them. They will make on line surveys to get everybody's opinions and analyze results. Then, they will think different actions at school and at home to contribute to the sustainable development goals and to get everyone involved. Each international cooperative team will choose a sustainable development goal to investigate and to prepare a presentation to show the results

Online members



Diseño de logos para el proyecto eTwinning

Pages

> 7. Logo contest

- 7.1. Spanish students with their logos
- 8. Actions taken at Siauliai university School to contribute to sustainable world
 - 8.1. Saving water at home
 - 8.2. Saving electricity
 - 8.3. Refusing plastic
 - 8.4. Using eco - friendly products
 - 8.5. Reducing and reusing at home



7. Logo contest

LOGOS FOR THE PROJECT CREATED BY STUDENTS

HOW TO CREATE THE LOGO

Each student, individually, will design and will create a logo for this project. Then, they will upload it to Twinspace. Afterwards, teachers and students will vote to choose the best logo. The winner logo will appear in the Twinspace and in the eTwinning Live.



ZERO




WASTE



SUSTAINABLE



WORLD



Please vote for the best logo

Acciones en el IES Cid Campeador para contribuir a los ODS



Support



HOME

PAGES

MATERIALS

FORUM

ONLINE MEETINGS

MEMBERS

Pages

> 6. Actions taken at IES Cid Campeador to contribute to the SDG (Sustainable Development Goals)

6.1. Workshops to the students of 2nd course of Secondary Education

6.2. Creation of SDG bookmarkers by students

6.2.0. Sustainable Development Goals

6.2.1. SDG 1: No Poverty

6.2.2. SDG 2: Zero Hunger

6.2.3. SDG 3: Good Health and

6. Actions taken at IES Cid Campeador to contribute to the SDG (Sustainable Development Goals)

At IES Cid Campeador, in the lessons of Technology, students are participating in some activities to know the SDG and to contribute to achieve them. The activities at each course of Secondary Education (ESO) are the following:

1st course of Secondary Education: Selection of a SDG, investigation, exposition and creation of a bookmarker.

2nd course of Secondary Education: Workshops about the SDGs.

3rd and 4th course of Secondary Education: Workshops about appliance and mobiles recycling.

Talleres de Objetivos de Desarrollo Sostenible

2ºESO



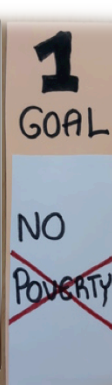



Actividad educativa
del Ayuntamiento de València



Diseño y creación de marcapáginas con un ODS

1º ESO

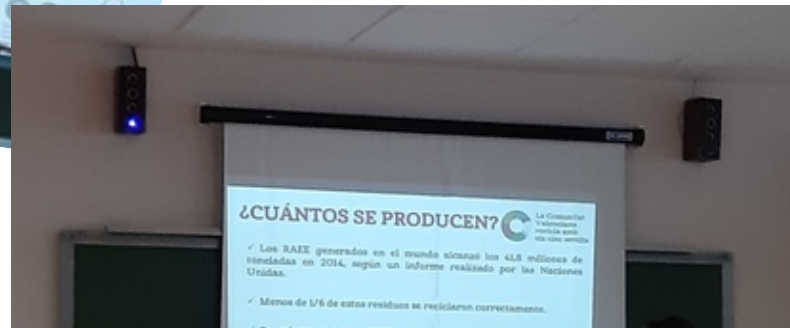


Creatividad y alcance de los Objetivos de Desarrollo Sostenible a las familias


Talleres de Reciclaje de móviles y otros dispositivos

3ºESO y 4ºESO

Actividad educativa
del Ayuntamiento de València



Diseño y construcción de portalápices con materiales reciclados - 1ºESO



PORTA
PORTALÁPICES

1. Preparar los materiales necesarios para la construcción del portalápices.
2. Recortar los papeles de colores y el papel blanco para el fondo.
3. Pegar los papeles de colores en el papel blanco.
4. Dibujar el diseño que se quiere en el portalápices.
5. Pegar los papeles de colores en el portalápices.
6. Pegar el papel blanco en el portalápices.
7. Pegar el portalápices en el papel blanco.
8. Pegar el portalápices en el papel blanco.

Actividades para todo el centro y familias: Exposición de los proyectos eTwinning



Taller de diseño y construcción de juegos de mesa con materiales reciclados - 1ºESO



Acciones en Siauliai university School para contribuir a los ODS



Support



HOME

PAGES

MATERIALS

FORUM

ONLINE MEETINGS

MEMBERS

Pages

8. Actions taken at Siauliai university School to contribute to sustainable world

→ [8.1. Saving water at home](#)

— 8.2. Saving electricity

— 8.3. Refusing plastic

— 8.4. Using eco - friendly products

— 8.5. Reducing and reusing at home

— 8.1.1. Saving water at home

9. Integrated activity at SUG creation

8.1. Saving water at home

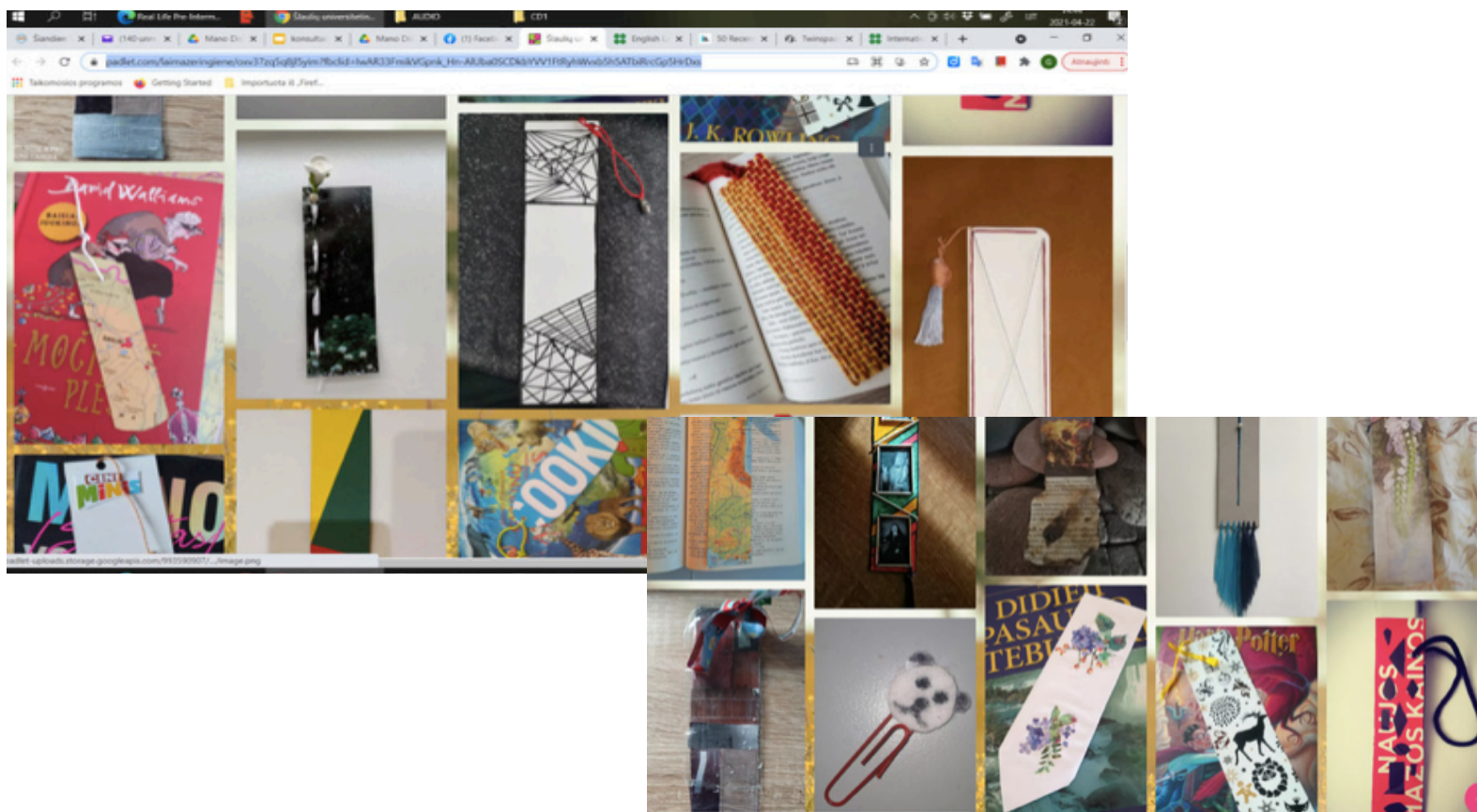
Saving water at home

Why is saving water so important?

It's important because on Earth we have a limited amount of water and we have to share it throughout the entire planet so everyone could have some, because without water our lives would be over.



Elaboración de marcapáginas con materiales reciclados en Siauliai university School



Diseño y construcción de modelos de aerogeneradores con materiales reciclados en Siauliai university School

Pages

> 9. Integrated activity at SUG creation of wind power turbines

10. A lecture about recycling organized by „Šiauliai regional waste management center“.

11. International Day of Women and Girls in Science, 11th February


12. Creation of international mixed teams

13. Sustainable Development Goals- Research

- └ 13.1. SDG 1: No poverty
- └ 13.2. SDG 2. Zero Hunger

9. Integrated activity at SUG creation of wind power turbines

Students from SUG had integrated English and Art lessons online spreading awareness about renewable sources of energy. After the discussions students prepared the models of wind power turbines using secondary materials.



Participación de Siauliai university School en *The European Green Course Quiz*

> 15. The European Green Course Quiz

16. World Environment Day - 5th June
17. World Oceans Day-8th June
18. Final product: Kahoot quizzes
19. Evaluation of the project
 - └ 19.1. Evaluation results
20. Online meeting. Team work
21. Online meeting II
22. Websites and materials about SDGs

The European Green Course is Europe's biggest ambition to become a climate-neutral continent by 2050. And do you really know what that means and how to achieve it? What else will Europe, Lithuania and each of us have to do?

To find out the answers to these and many more questions, April 29th. Pupils in grades I a and I b took part in the quiz "European Green Course - (don't) be green", led by Lukas Gyls, an employee of the European Information Center. The quiz was organized by Šiauliai County Povilas Višinskis Public Library and Information Center "Europe Direct Šauliai", European Commission. During this interactive event, students deepened their knowledge of ecology, the European Green Course and took 3,4,5 places. English teacher G. Šidlauskienė is convinced that the knowledge gained in the quiz will be able to be successfully used by students to continue the eTwinning project "Sustainable world - our future".



Celebración del Día internacional de la mujer y la niña en Ciencia – 11 de febrero

Women in Science

Women in Science

You can upload the biography of a woman in Science or Technology.



ADA LOVELACE

Ada Augusta Byron was born in London in 1815. She was the daughter of the wealthy Annabella Milbanke and the poet Lord Byron. The marriage was not long, and when Ada was one month old her mother left her husband. Young Ada received mathematics and science lessons because her mother wanted to eliminate the inheritance of poetic madness that she carried in her genes.

Ada loved machines and also the idea of flying. She studied many birds to figure out the exact balance between them. She tried different materials and made multiple designs. She wrote down all of her findings.



Hipatia (Ἥπατια, her ancient Greek name) was born in Alexandria around 370 BC and died in 415 AD. Since she was young, her father Theon and she went to the big Library of Alexandria to read and study science. He instilled in her his passion for seeking answers to the unknown. After, she was educated at the Neoplatonic School.

...the
...ure book in which

Día internacional de la Madre Tierra – 22 de abril



Pages

> 14. International Mother Earth Day, on 22 April

- └ 14.1. Bookmarks for International Mother Earth Day
- 15. The European Green Course Quiz
- 16. World Environment Day - 5th June
- 17. World Oceans Day-8th June
- 18. Final product: Kahoot quizzes
- 19. Evaluation of the project
 - └ 19.1. Evaluation results

14. International Mother Earth Day, on 22 April

What is International Mother Earth Day?

It's a special celebration that brings together people from around the world to remember that planet Earth is our home and we want to live in harmony with nature. We are all responsible for protecting our planet and looking after all the species that live here. April 22 was first established by the UN as International Mother Earth Day in 2009, joining groups that had previously celebrated Earth Day on the same date. The UN website explains that the idea of 'Mother Earth' is used because it 'reflects the interdependence that exists among human beings, other living species and the planet we all inhabit'.

Why is it important?

On this day, environmental organisations from all over the world come together to highlight the urgent need to protect the many ecosystems that

Creación de equipos cooperativos internacionales mixtos

> 12. Creation of international mixed teams

13. Sustainable Development Goals- Research

- 13.1. SDG 1: No poverty
- 13.2. SDG 2. Zero Hunger
- 13.3. SDG 3. Good Health and Well-being
- 13.4. SDG 4: Quality Education
- 13.5. SDG 5: Gender Equality

Hello everybody!

It's time to create international mixed teams. Each team will investigate two or three SDGs (Sustainable Development Goals).

International teams

A-Team

B-Team

C-Team

Reparto de los 17
ODS entre los
equipos
cooperativos

Creación
de 8 equipos
internacionales,
cada uno de ellos con
estudiantes de los dos
centros

Herramientas de comunicación para trabajar en equipo cooperativo

Equipos mixtos
internacionales

- Herramientas de comunicación asíncrona
 - Foros de debate
 - Twinmail
- Herramientas de comunicación síncrona
 - Videoconferencias

June 17th another meeting for team to cooperate and work together to achieve project goals. Well done job my dear students!!!!

Foros de debate para elaborar cuestionarios acerca de los ODS

[redacted] - 04.06.2021 @ 12:04

Hi [redacted] your questions are really good. These are mine:

About poverty:

1. How many people have migrated from their countries due to poverty? (281 million)
2. Which country is the poorest in the world? (Burundi)
3. The politic situation of the territory is related with the level of poverty. (True)
4. The access to an education can help to reduce poverty. (True)
5. Three tools that could minimize poverty are: access to healthcare, have a selfphones and don't pollute. (False)

About hunger:

1. In wich country do more children die because of hunger a day? (Ethiopia)
2. What percentage of people are hungry in the world? (8.9%)
3. By 2030 how many people will be hungry? (About 840 million)

Producto final: Cuestionarios acerca de los 17 ODS

How to Achieve Gender Equality?

- Quiz

The World Bank reports that if women made as much as men the global economy could benefit to the tune of?

- Quiz

What issues does gender equality have?

- Quiz

What is the least sustainable city today?

- Quiz

What can make cities healthier and more sustainable?

- Quiz

What is the environmental impact of growing cotton for T-Shirt making?

- Quiz

What percentage of people worldwide do not have water piped to their homes?

1 - Quiz

What is the ideal GDP?

Country in the world?

Economic growth?

Evaluación y valoraciones del proyecto eTwinning

- Cuestionarios anónimos al alumnado participante en el proyecto
- Evaluación por parte del profesorado del proyecto y análisis de resultados

Los resultados de los cuestionarios confirmaron que los estudiantes participantes consiguieron desarrollar las competencias clave, aprender Ciencia, Tecnología, Inglés y la importancia de la sostenibilidad así como disfrutar mientras trabajaban como miembros activos de equipos internacionales.

Reconocimiento y motivación: Sello de calidad eTwinning y sello de calidad europeo



Muchas gracias por su atención

Carmen Siurana Altabás

email: csiurana@gmail.com



Scientix has received funding from the European Union's H2020 research and innovation programme – project Scientix 4 (Grant agreement N. 101000063) coordinated by European Schoolnet (EUN). The content of the presentation is the sole responsibility of the presenter and it does not represent the opinion of the European Commission (EC), and the EC is not responsible for any use that might be made of information contained