



SELFIE tool for schools

Glancing back & looking forward...




Panagiotis Kampylis

Deirdre Hodson

European Commission

WHO AM I



Ph.D. in Cognitive Science
(creativity in education)

Supporting policy making in
Learning and Skills at EU level



Researcher and project manager at
Human Capital & Employment Unit of the
Commission's Joint Research Centre

Greek music teacher, primary school teacher,
school head, teacher trainer, author of
textbooks, father of two...

@pankampylis

WHO AM I



Born, raised, went to school here

Now a student here – MSc Digital Education

Living and working here. Digital Education team, European Commission.

English teacher here

Studied here and here

Working with this team every day

@deirdrehodson

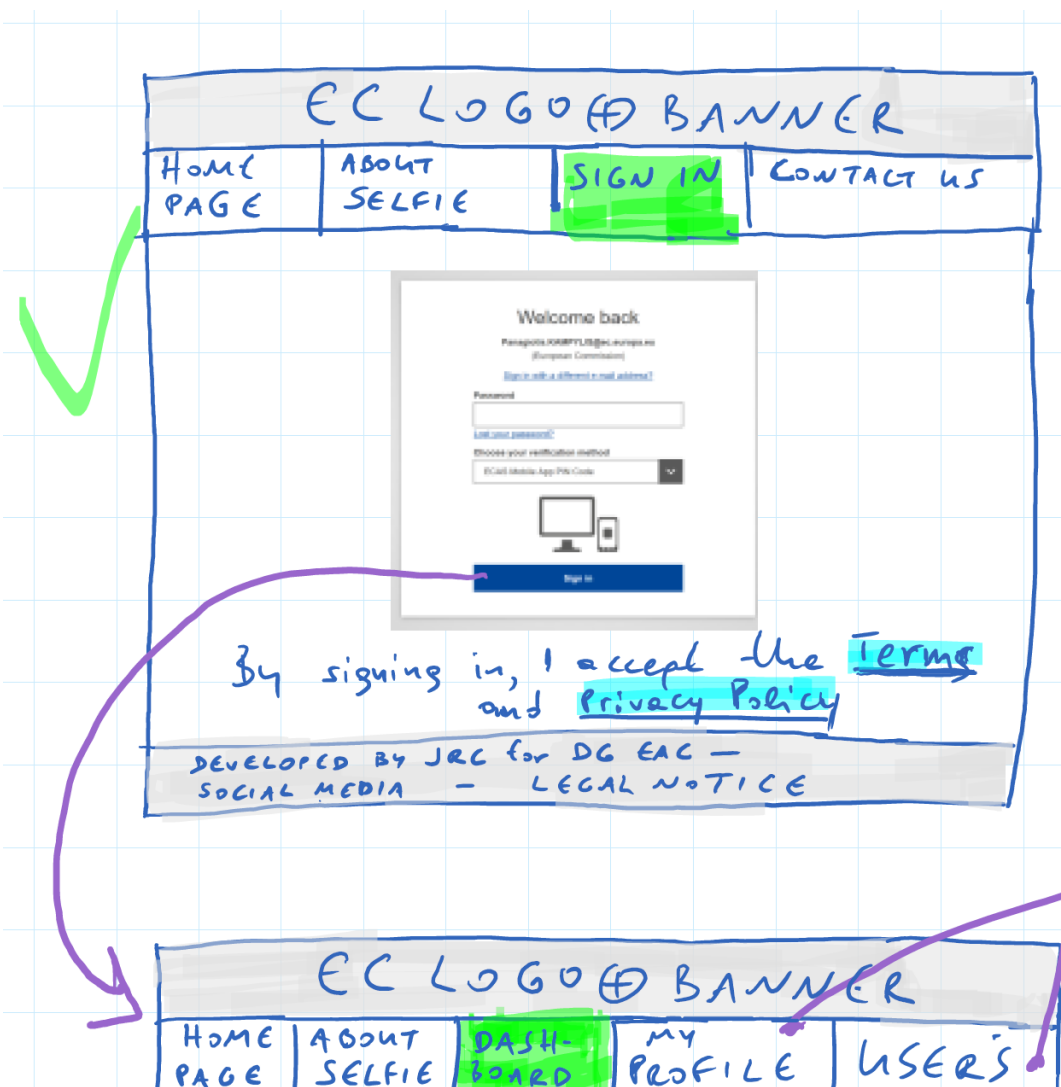


European
Commission

It's all about
teamwork!



How did we get from this...?



...to this

SELFIE

SELFIE

¿Cómo funciona SELFIE?

ACERCA DE SELFIE

TESTIMONIOS

Noticias

CONTACTO

SELFIE

Apoyando a los centros educativos para el aprendizaje en la era digital

[Iniciar sesión / Registrarse](#)

Descubra el potencial digital de su centro

¿Está su centro educativo aprovechando al máximo las tecnologías digitales para el aprendizaje? SELFIE es una herramienta gratuita, personalizable y fácil de usar que pretende ayudar a los centros educativos a encontrar puntos de encuentro en relación con el aprendizaje en la era digital.

SELFIE está disponible en los siguientes idiomas:

SELFIE

ΠΩΣ ΛΕΙΤΟΥΡΓΕΙ ΤΟ SELFIE

ΣΧΕΤΙΚΑ ΜΕ ΤΟ SELFIE

ΜΑΡΤΥΡΙΕΣ

NEA

ΕΠΙΚΟΙΝΩΝΙΑ

ΣΧΕΤΙΚΑ ΜΕ ΤΟ SELFIE

ΣΧΕΤΙΚΑ ΜΕ ΤΟ SELFIE

Ποιος μπορεί να χρησιμοποιήσει το SELFIE;

Σχεδιασμένο από τα σχολεία και για τα σχολεία

Προστασία δεδομένων

Πλαίσιο και ανάπτυξη

Ομάδα SELFIE

Το SELFIE (Self-reflection on Effective Learning by Fostering the use of Innovative Educational Technologies / Αναστοχασμός για την αποτελεσματική μάθηση με την ενίσχυση της χρήσης καινοτόμων εκπαιδευτικών τεχνολογιών) είναι ένα εργαλείο που έχει σχεδιαστεί για να βοηθήσει τα σχολεία να ενσωματώσουν τις ψηφιακές τεχνολογίες στη διδασκαλία, στη μάθηση και στην αξιολόγηση των μαθητών. Μπορεί να καταγράψει τη λειτουργία ικανοποιητικά, που χρειάζονται βελτιώσεις και ποιες θα πρέπει να είναι οι προτεραιότητες. Το εργαλείο είναι διαθέσιμο σήμερα στις 24 επίσημες γλώσσες της Ευρωπαϊκής Ένωσης, ενώ θα προστεθούν και άλλες γλώσσες στο μέλλον.

Το SELFIE συγκεντρώνει - ανωνύμως - τις απόψεις των μαθητών, των εκπαιδευτικών και των υπευθύνων του σχολείου σχετικά με το πώς χρησιμοποιείται η τεχνολογία στο σχολείο τους. Αυτό πραγματοποιείται μέσω σύντομων προτάσεων και ερωτημάτων και μιας απλής πεντάβαθμης κλίμακας αποτίμησης. Τα ερωτήματα καλύπτουν τομείς όπως η ηγεσία, η υποδομή, η κατάρτιση των εκπαιδευτικών και οι ψηφιακές δεξιότητες των μαθητών.

COMMENT FONCTIONNE SELFIE?

ÉTAPE 1

Si vous souhaitez utiliser SELFIE dans votre école ou dans votre établissement, la première chose à faire est de désigner une personne ou une petite équipe chargée d'assurer la coordination de l'activité.

ÉTAPE 2

Coordonnateur de vie scolaire:

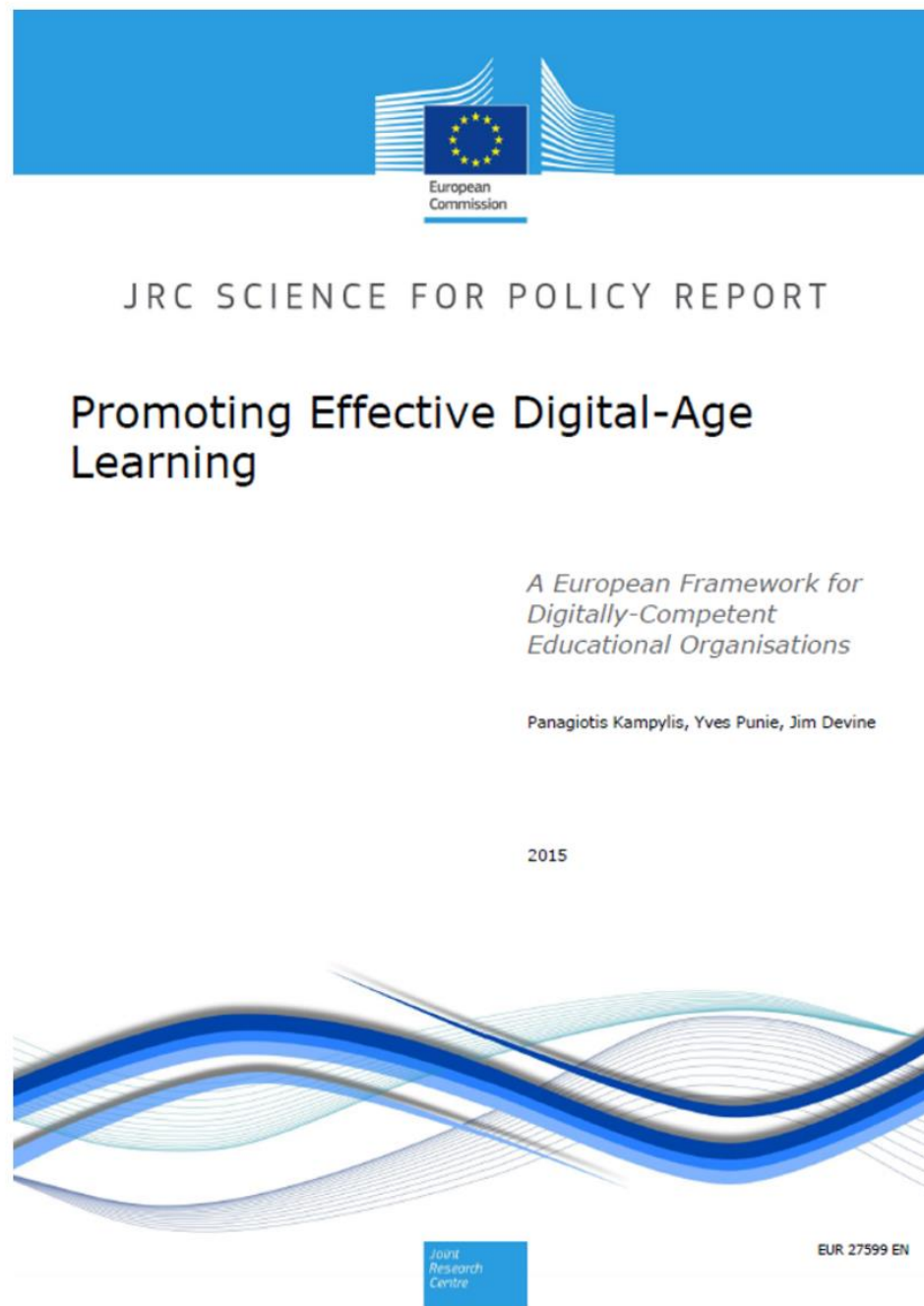
- inscrire l'école ou l'établissement sur la plateforme SELFIE, en fournissant des informations principales telles que le type d'école ou d'établissement (par exemple, primaire, secondaire, etc.).



The theory behind SELFIE

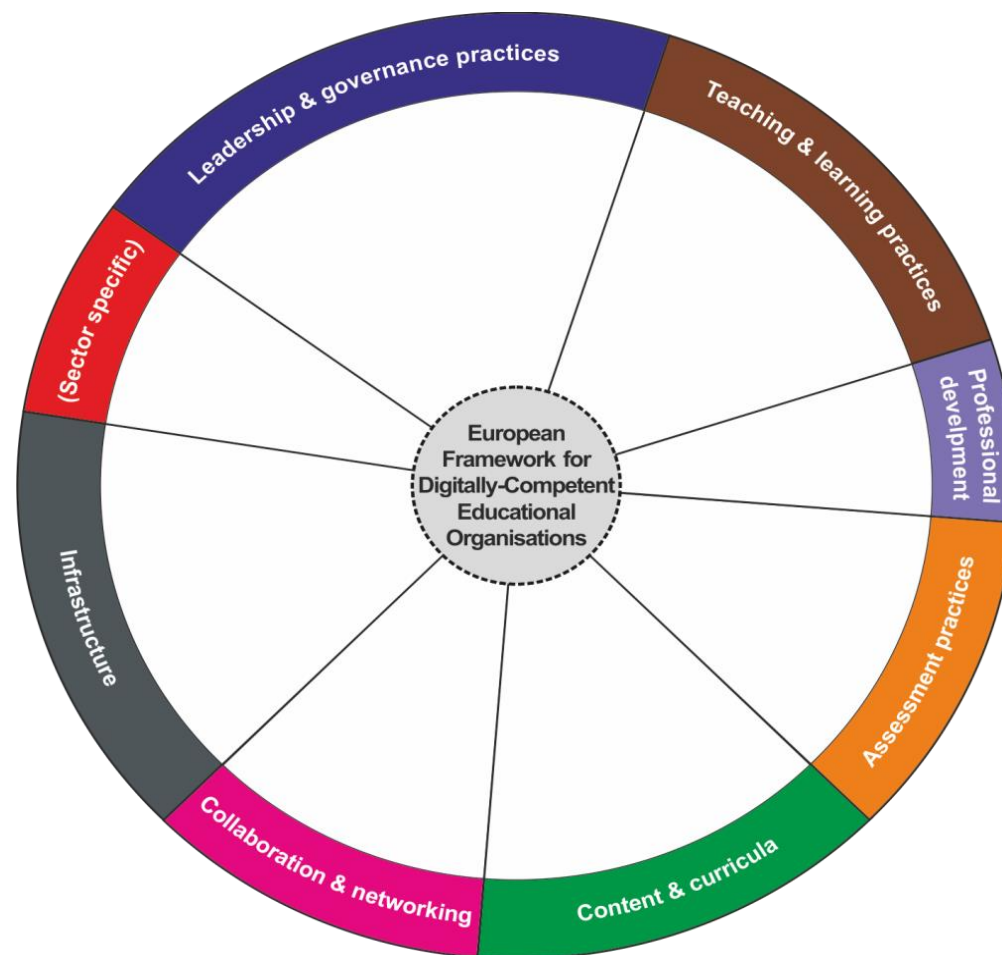
Framework for Digitally Competent Educational Organisations

Published Dec 2015



How can schools,
colleges and
universities embed
technology in
teaching and
learning?

7 areas plus one sector specific



Holistic approach

Focus on people and practices





European
Commission

How can **each** individual school make the most of technology for teaching and learning?




Key design principles

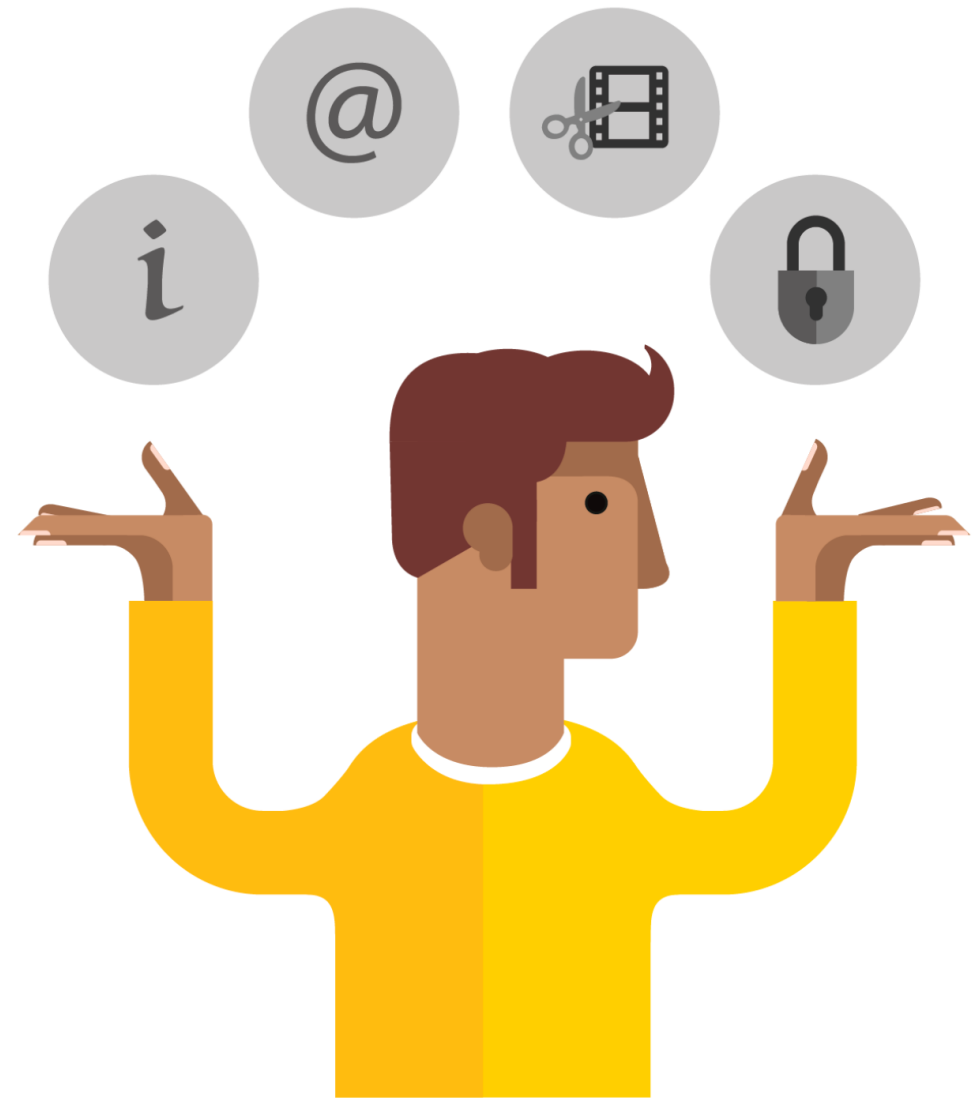
How can
technology be
used to learn
in new and
different ways?




How can technology support learning in our digital age?




Students digital skills



Reflection:
seeing things
from another
perspective



A practical
tool that brings
together
perspectives of
school leaders,
teachers
AND students

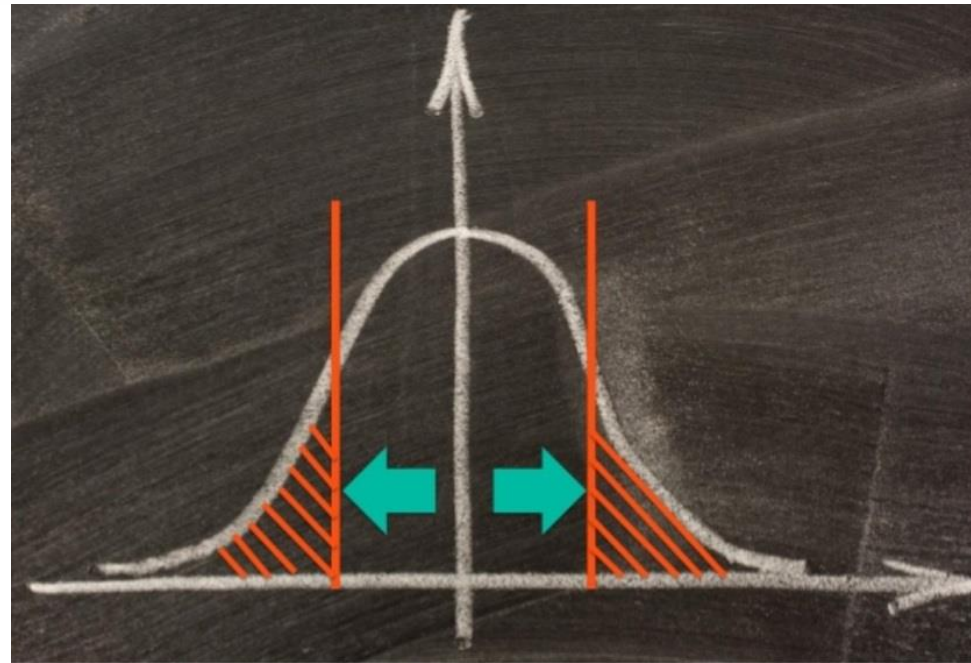


360° approach

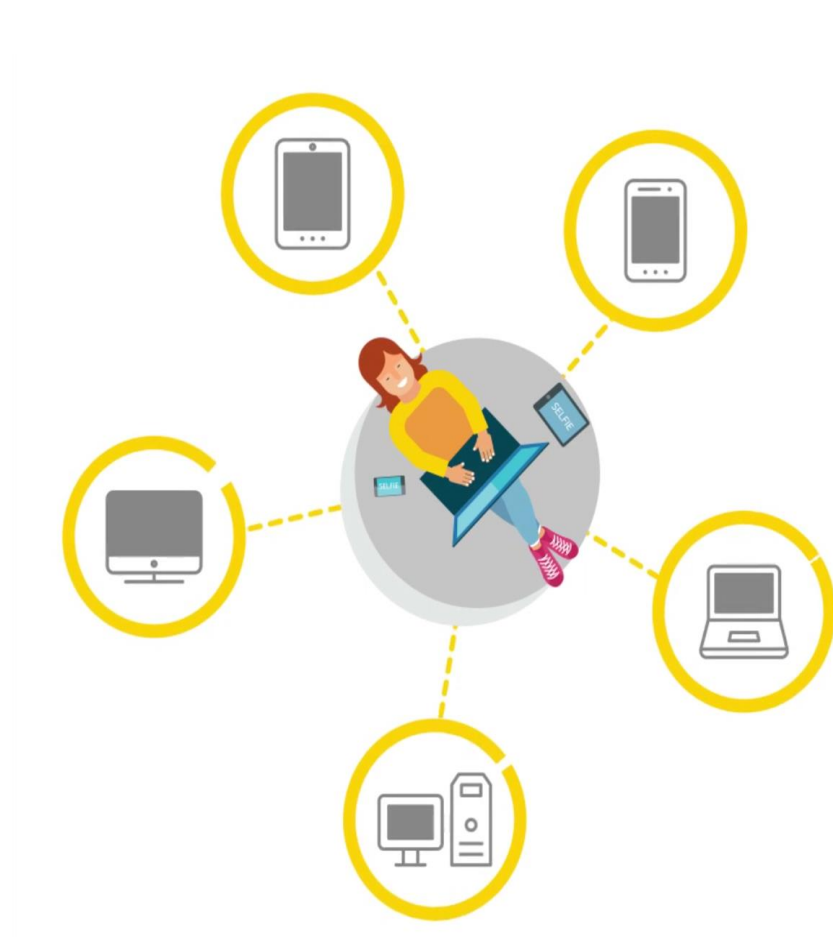
Looking at six areas of school life and practice




Design for all - not the average



Anytime
Anywhere
Any device
Any operating
system



Questions
can be tailored
to suit the school



SELFIE School Report

Only the school has access


Results per area

The bar charts below show the average responses for each statement/question of the selected area.



Infrastructure and Equipment

B1. Infrastructure



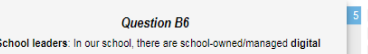
B2. Digital devices for teaching



B3. Internet access



B4. Technical support



Question B6

- School leaders: In our school, there are school-owned/managed digital devices for students to use when they need them
- Teachers: In our school, there are school-owned/managed digital devices for students to use when they need them
- Students: In our school, there are computers or tablets for me to use

B6. Digital devices for learning



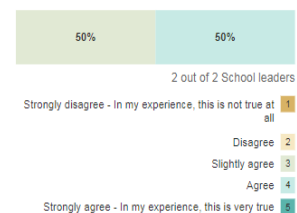
B8. Physical spaces



B9. Assistive technologies



B10. Online libraries/repositories



The more the
participants,
the better the
quality



Basis for dialogue and planning



REFLECT | **DISCUSS** | **PLAN** | **IMPROVE**

"It's the journey
that matters, not
the destination..."

Kavafis





Building SELFIE



Participatory design since the beginning



European
Commission,
Ministries of
Education,
partner
organisations...



ET2020 Working Group
**Digital Education: Learning,
Teaching and Assessment**



Early iterations,
tested, tested and
tested more ...



tabethanewman @tabethanewman · 26 ene. 2018

En respuesta a @AttymassNS @seanictmayo @BirdwellSchool

We worked hard this morning, looking for ways to re-word the #SELFIE_EU for 9-11 year olds. Maybe you can take a look (once @tabethanewman writes it all up!). Prepare for the outcomes, @pankampylis!

Traducir Tweet



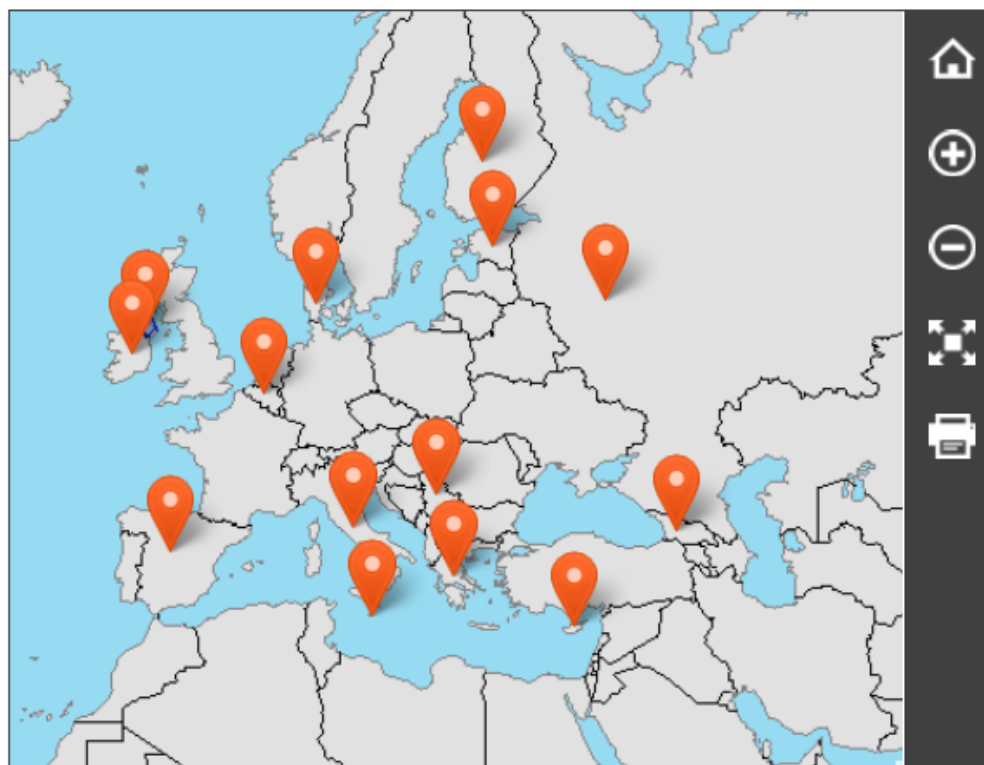
European
Commission

Pilot in 14 countries in late 2017

Schools participating in SELFIE pilots

The map below shows the participation per country and school type (i.e., primary, lower secondary, upper secondary or upper secondary vocational).

Schools from Belgium (Flanders), Cyprus, Denmark, Estonia, Finland, Greece, Ireland, Italy, Malta, Spain, UK (Northern Ireland) as well as from Georgia and Serbia will participate in SELFIE school pilots. In collaboration with UNESCO's [Institute for Information Technologies in Education](#), a number of schools in Russia will also test the SELFIE tool.

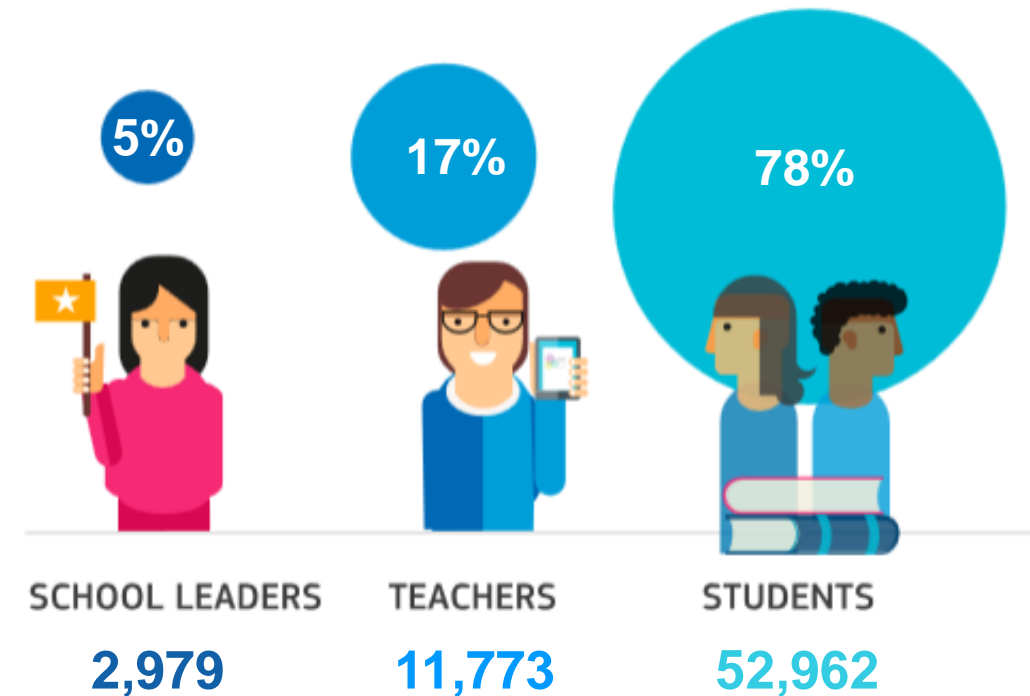
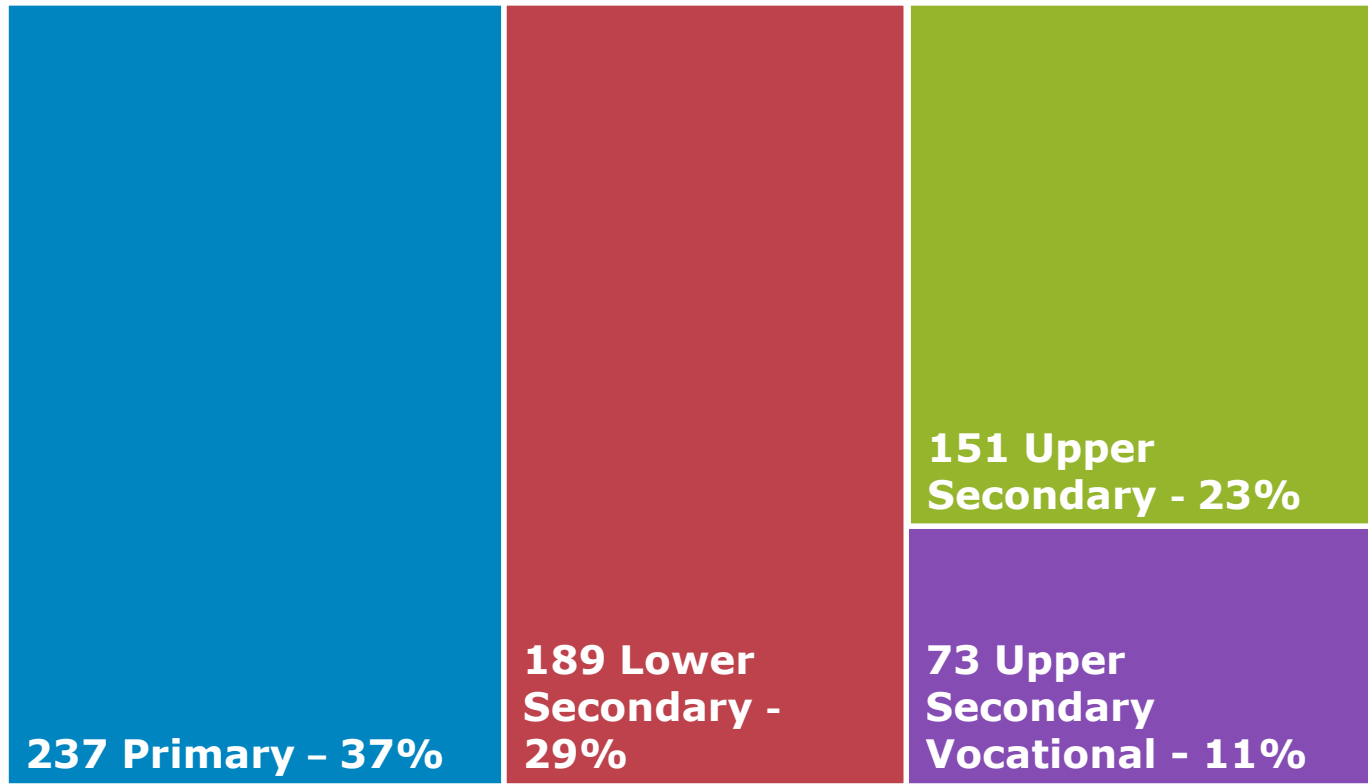


Leaflet | Boundaries of all countries, Credit: EC-GISCO, © EuroGeographics © UN-FAO for the administrative boundaries



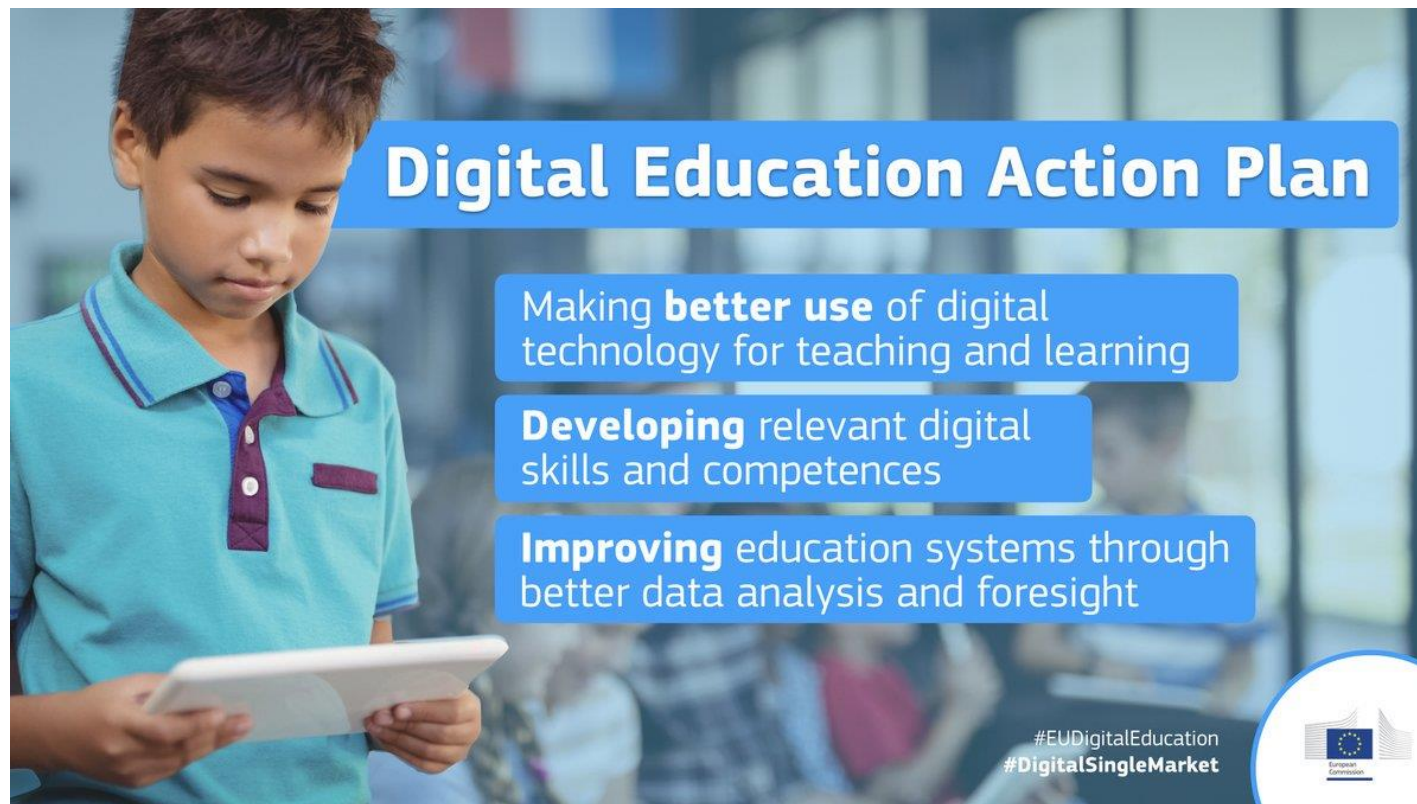
650 schools

67,714 users




Far more than originally planned!

EU policy priority



Adopted by the Commission - 18 January 2018
SELFIE is one of the 11 actions proposed

Launching SELFIE



Launched on 25 October 2018

Erasmus+ and 7 others liked

Tibor Navracsics @TNavracsicsEU · Oct 25

#SELFIE EU is now available in 24 languages! We have developed this new tool not just for, but with #schools who can tailor it to their needs. By the end of 2019, we want it to reach 1 million students, #teachers & school leaders. Find out more: europa.eu/ljn77TN



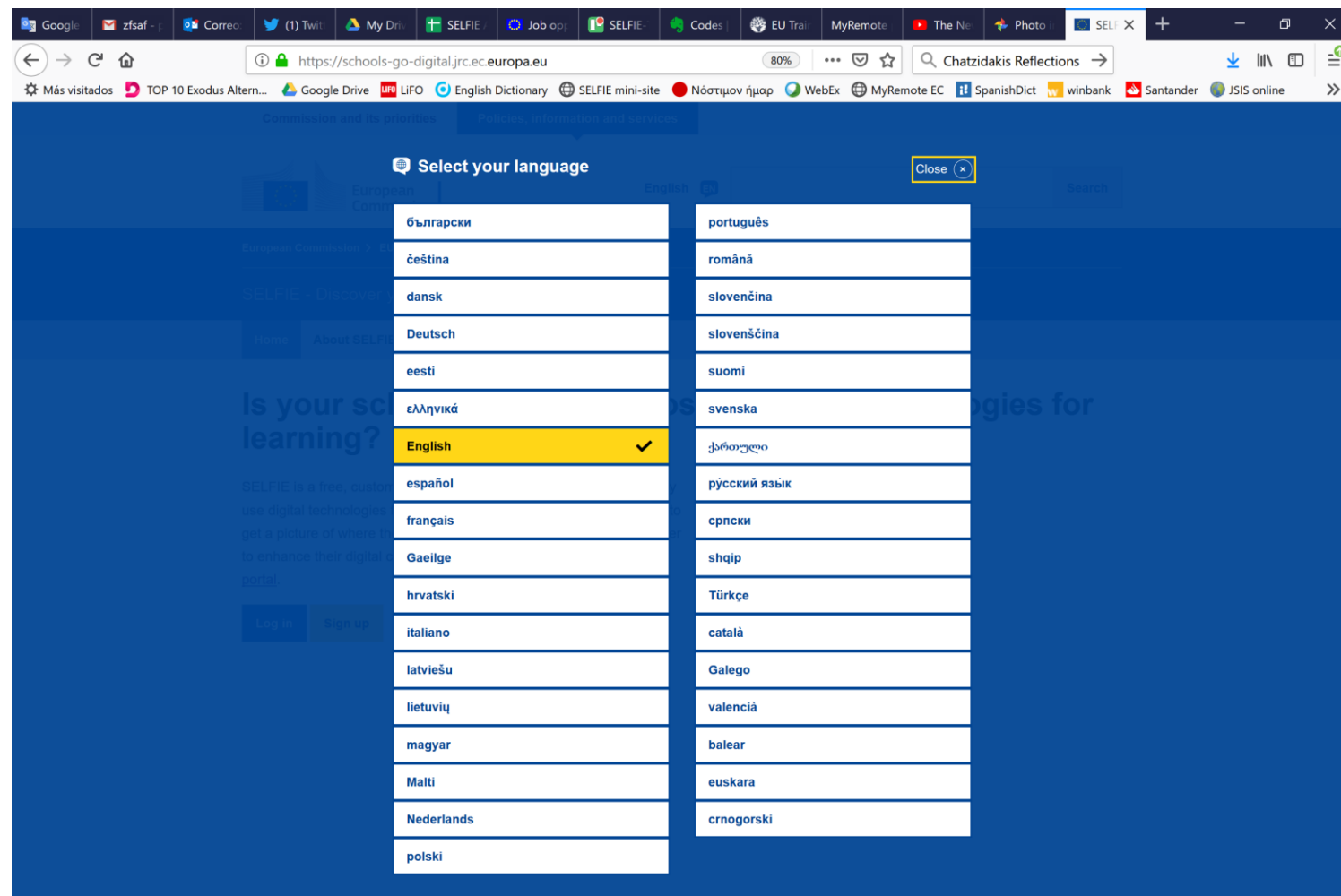
13



Goals: to reach one million users by the end of 2019!



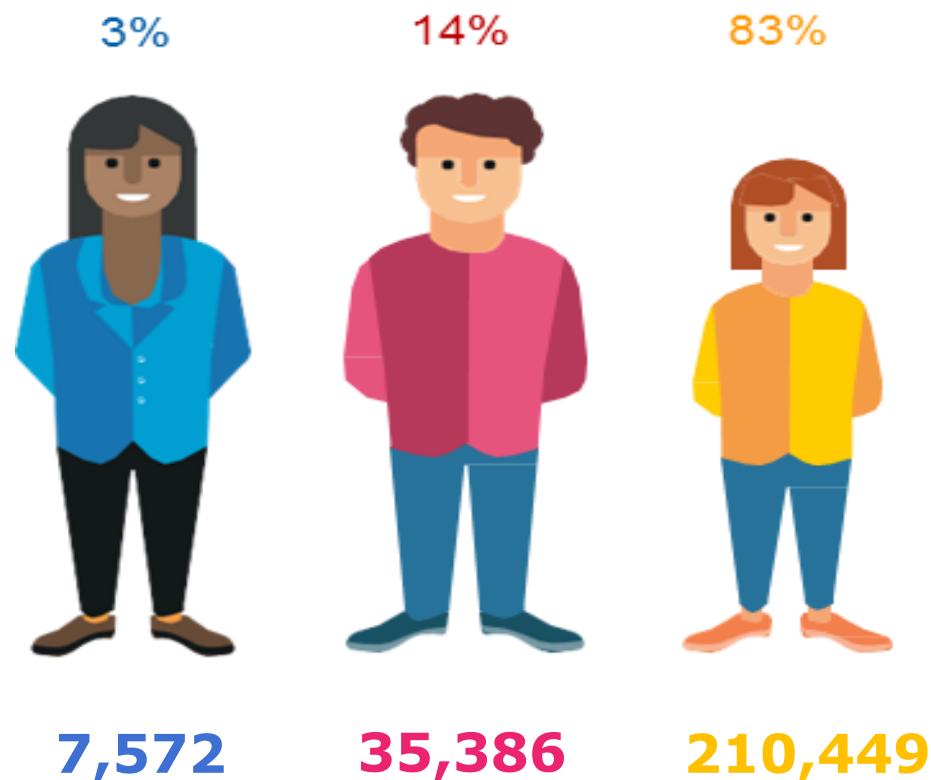
35 language versions



Who has taken part in SELFIE

Oct 2018-Mar 2019

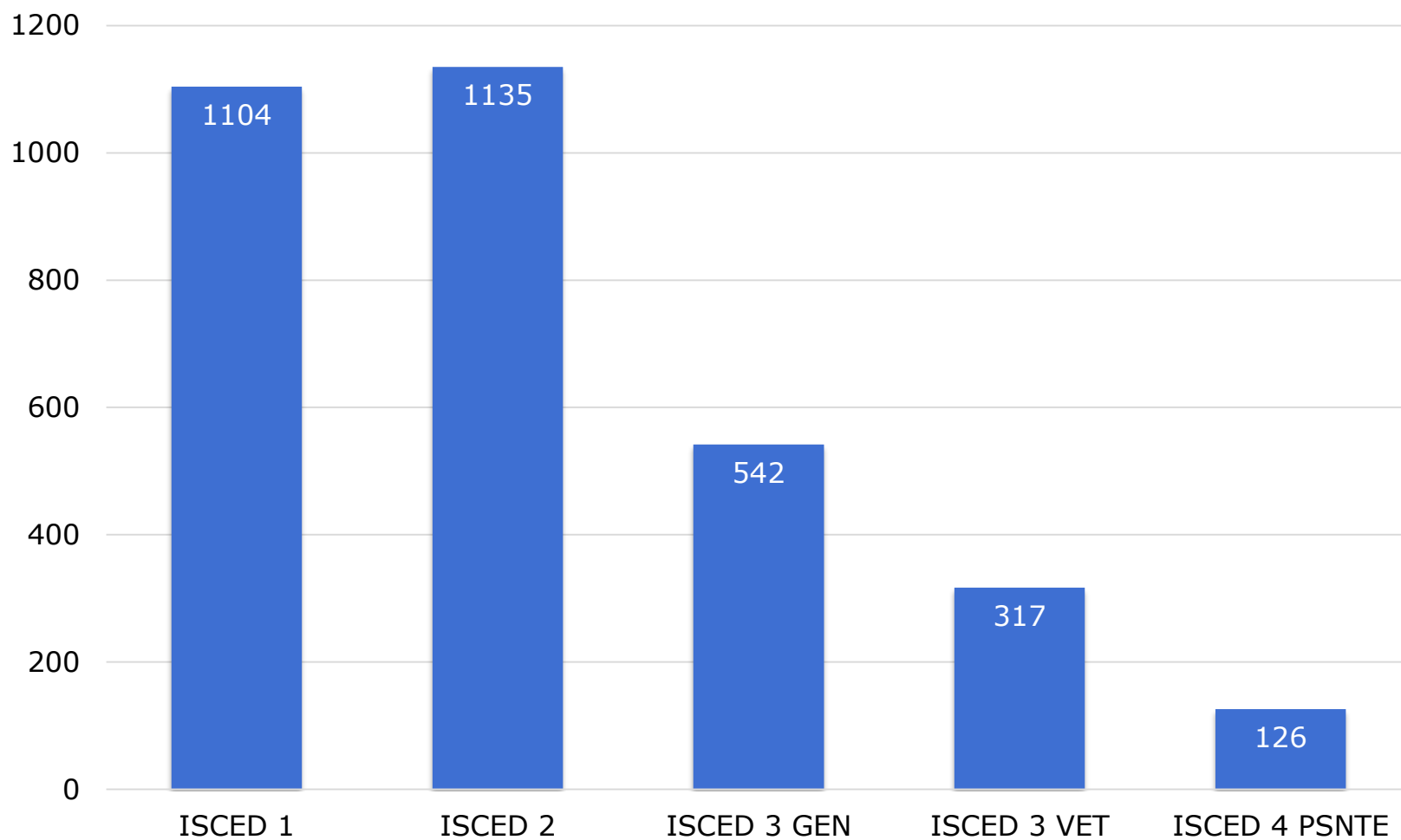
- ✓ **3,224** schools
- ✓ **35** countries
- ✓ **253,407** questionnaires submitted
- ✓ Strong interest from EU and partner countries



What level of schools?

Oct 2018-Mar 2019

3,224 schools



■ Series1

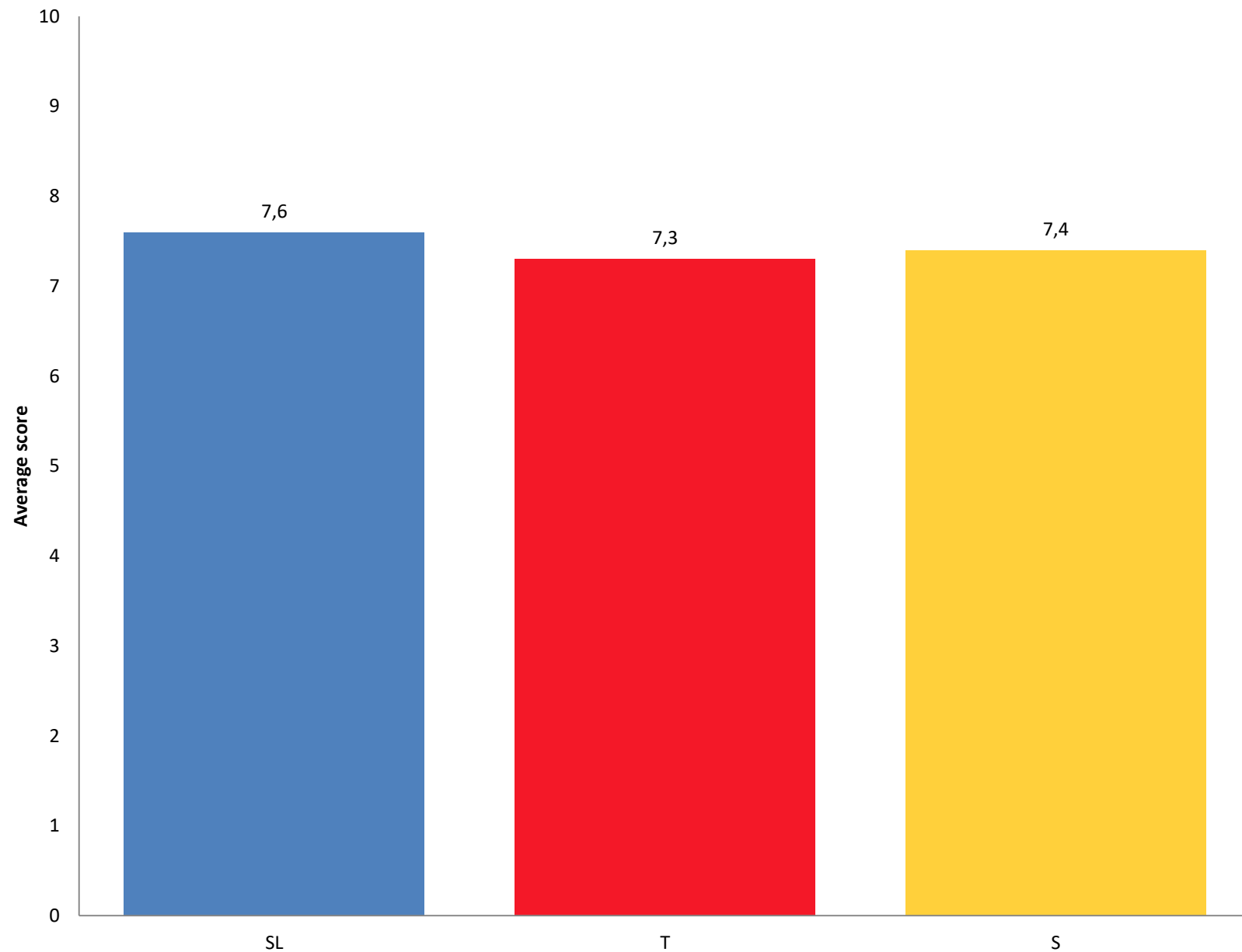
GEN = general education

VET = vocational education and training

PSNTE = post-secondary non-tertiary education

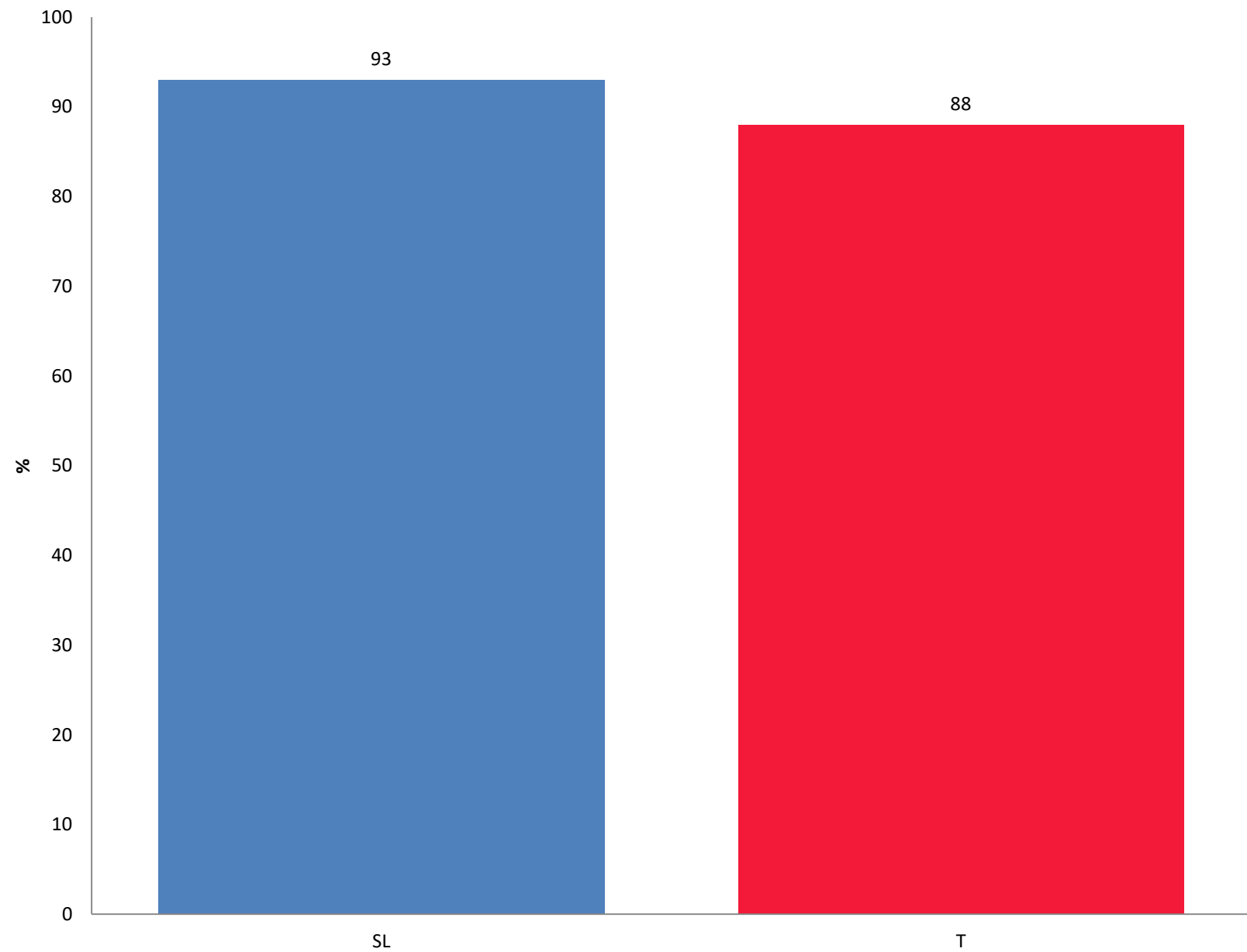
How do schools
rate SELFIE:
7.5 out of 10

Oct-Dec 2018

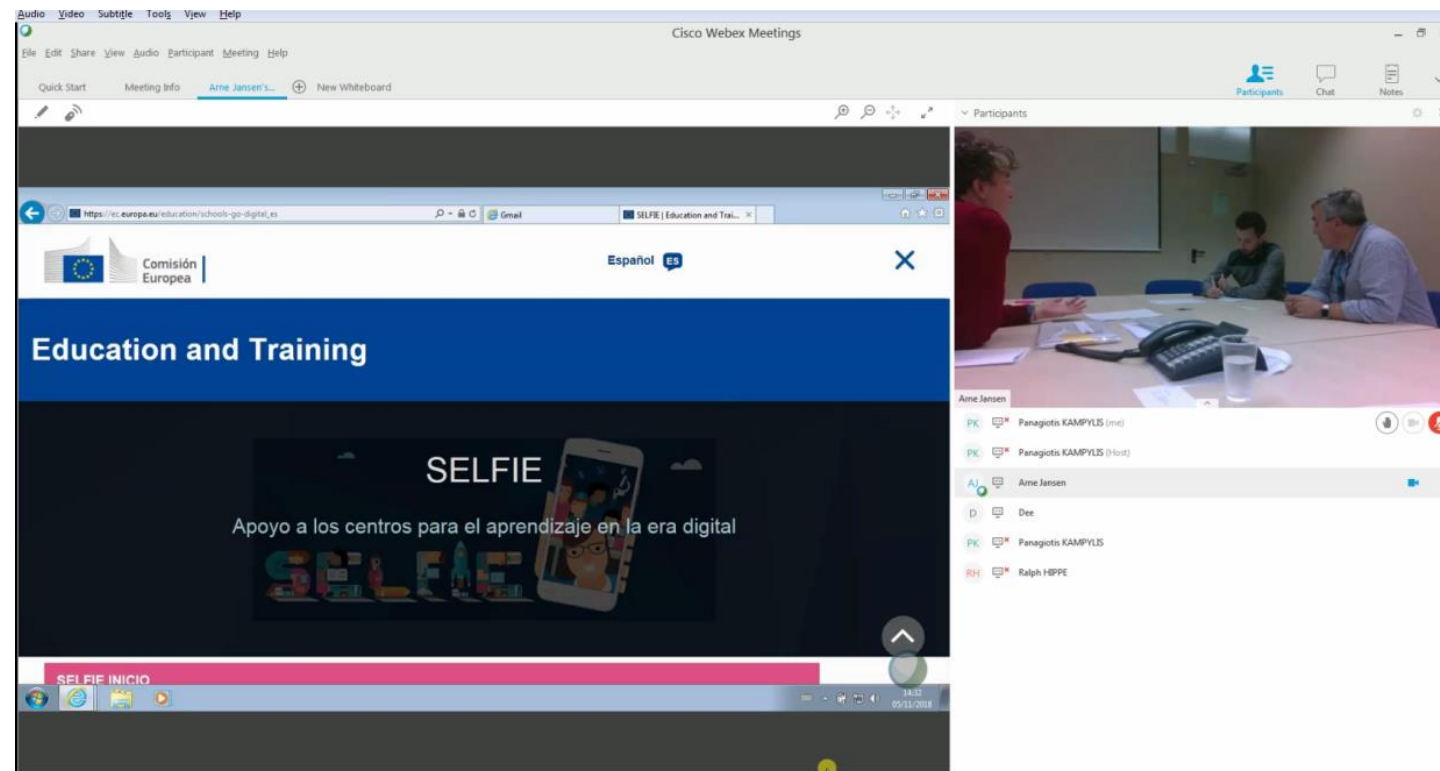


Would you
recommend SELFIE
to a colleague?

Oct-Dec 2018



Working with students, teachers...



As well as with
experts...

(e.g., usability &
data visualisation)



...and all of you, the SELFIE community

"Great opportunity to focus on the use of technology in our teaching" (Teacher, Ireland);

"I believe that analysis can give an overview of the current state and guidelines for future work! (School Leader, Serbia);

"It makes us reflect on the tools that can be used at school" (Student, Spain).

Keep on improving!

↓ PNG

↓ PDF

Results per area

The bar charts below show the average responses for each statement/question of the selected area.

Please select an area:




All areas

Sort by / Greatest increase ▼

A4. Progress review



B2. Digital devices for teaching



4 out of 4 School leaders

Strongly disagree - In my experience, this is not true at all

1

Disagree

2

Slightly agree

3

Agree

4

Strongly agree - In my experience, this is very true

5


E2. Assessing skills



F7. Learning to communicate



E4. Self-reflection on learning



B5. Data protection





↓ PNG

↓ PDF



Keep on improving!

 European Commission

English 

Search

European Commission > EU Science Hub > SELFIE > Dashboard > Customise the questionnaires > Your own statements > Add custom statement

SELFIE - Discover your school's digital potential

Home Dashboard School profile About SELFIE

Add custom statement

Create here a custom question for the survey of the selected education level. Please provide the statement and help text and indicate which group should answer (school leaders, teachers, students or a mix, but at least one is mandatory). Make sure the question/statements work with the following rating scale:

1

2

3

4

5

N/A

Strongly disagree - In my experience, this is not true at all

Disagree

Slightly agree

Agree

Strongly agree - In my experience, this is very true

Not applicable N/A

Education level

Primary level

Start and end dates

—

School Leader

Statement

The text of the question

Help

An additional sentence that provides further details or context to understand the question (optional field)

Teacher

Statement

The text of the question

Help

An additional sentence that provides further details or context to understand the question (optional field)

Student

Statement

The text of the question

Help

An additional sentence that provides further details or context to understand the question (optional field)

Cancel Save

Next steps

Goal: to reach 1 million users by end 2019

Making the tool better and easier to use

New languages, new countries

Raising awareness

Linking in with other communities

Building the ecosystem




Key
question?

I have done SELFIE...
now what?



Three pillars for schools digital transformation



Conceptual
model



Self-reflection
tool



Ecosystem of digital
transformation

**KEEP
CALM
It's
group
work
time!**

Not the first time!



Pan Kampylis @pankampylis · 21 ene.

#SELFIE_EU @EU_ScienceHub workshop: 50 creative & committed teachers, experts, researchers & policy makers, full of ideas, common values & vision for #EUDigitalEducation discussed the key results & lessons learnt from the pilots & the next steps. I couldn't ask for more! THANK YOU

Traducir del inglés



1



14



20



European
Commission

Timing

12:30 Lunch ✕

14:00 Scene setter before workshops, Deirdre Hodson and Panagiotis Kampylis, European Commission

15:00 Workshop round 1
World café – group discussions on six areas of SELFIE and recommendations for policy and practice (Rooms 1-8)

16:00 Coffee break ☕

16:30 Workshop round 2 (Rooms 1-8)

17:30 End of Day 1

The aim of the
group work

To get
insights
ideas
good practices
on how schools can **follow-up** and use
their SELFIE results.

Key question

What does a **successful use of SELFIE** look like over **1-3 years** in a school?

Focus of group work

Looking at **6 areas of SELFIE**

Key recommendations on what can be done at:

- ✓ **at local (school) level,**
- ✓ regional/national level; and
- ✓ EU level

Good practice and examples that can be shared?

Output of
each group

3 or 4 key messages/actions

Where are the actions to be done → 3 levels:

School


Regional/national

European

Will be reported to the plenary session tomorrow

Logistics

- 8 groups
- 10-15 participants
- Moderator and a note taker for each group
- Graphic artists will visit each of the workshops



Room 1 (Conference hall)



Moderator: Fernando Trujillo; Notetaker: Francisco González



Room 2 (Ground Floor - Room 8)



Moderator: Ana Hernández; Notetaker: Arianna Sala




Room 3 (Ground floor - Room 9)



Moderator: Ana Maria Stan; Notetaker: Lilian Weikert




Room 4 (Mediateca - 2nd floor)




Moderator: Ignacio Casado; Notetaker: Stefania Bocconi



Room 5 (Ground floor - Future classroom)




Moderator: Alina Senn; Notetaker: Jonatan Castano



Room 6 (6th floor - Room 612)

Moderator: Ralph Hippe; Notetaker: Marcos Noriega



European
Commission

Room 7 (6th floor - Room 613)



Moderator: Yves Punie; Notetaker: Juan Carlos Garrido



Time for
action!



REFLECT | **DISCUSS** | **PLAN** | **IMPROVE**

Have a fun and productive workshop session!

#SELFIE_EU [#SELFIE_FORUM2019] **#EUDigitalEducation**

@EUDigitalEdu @pankampylis @deirdrehodson

https://ec.europa.eu/education/schools-go-digital/selfie_news_en